# BUSINESS ANALYTICS MATURITY AND COMPETITIVE ADVANTAGE: EVIDENCE FROM DATA-DRIVEN ENTERPRISES

**[1]KIRAN BHUJEL, [2]GAZI MOHAMMAD MOINUL HAQUE, [3]IQBAL ANSARI, [4]MD ALI AZAM, [5]ANWAR JAHID**

[1]Doctor of Business Administration, International American University, Los Angeles, California, USA,
[2]Department of Information Technology, Washington University of Science and Technology (wust), Vienna, VA 22182, USA
[3]Department of Information Technology Project Management, Westcliff University, California, USA
[4]PhD in Business Administration, University of the Cumberlands, 6178 College Station Drive, Williamsburg, KY 40769
[5]Master of Science in Business Analytics, Trine University Detroit Education Center, Allen Park, MI 48101,
Email: [1]raysnspark@gmail.com, [2]ghaque@student.wust.edu, [3]i.ansari.174@westcliff.edu, [4]mazam46779@ucumberlands.edu, [5]mail2ajahid@gmail.com

**Abstract -** The accelerated growth of enterprise analytics has radically changed the manner in which companies create, analyze, and operationalize data to achieve a competitive edge. As the investments in analytics and AI are increasing all over the world, the performance metrics that relate to various levels of analytics maturity cannot be adequately measured. This research paper explores the effect of the descriptive, predictive and prescriptive analytics maturity levels on the performance metrics of firms, namely revenue growth, operational efficiency, returns on investment, customer acquisition cost and market competitiveness. Using a cross-industry sample of medium and large business firms, the study uses a structured framework of maturity measurement and multivariate regression and structural equation modelling to determine the extent of impact of performance at each stage of maturity. The findings indicate an evident trend: Descriptive analytics will generate small yet significant positive changes in the efficiency of operations; predictive analytics will result in much higher performance gains in decision accuracy and revenue growth; and prescriptive analytics, which involves optimization, simulation, and algorithmic decision execution, will cause the highest uplift in performance across virtually all measures. The research also concludes that a robust data-driven culture exacerbates maturity-performance nexus, and it increases the impact of high-level analytics. The current research adds value to the theoretical literature through a combination of the Porters competitive advantage theory, together with the contemporary analytics maturity models, and one of the pioneering empirical mappings of maturity progression to firm-level outcomes. In practice, the results emphasize the strategic importance of going beyond the simple reporting systems to predictive and prescriptive analytics to achieve long-term competitive differentiation. The research offers companies an evidence-based blueprint of the priorities in growth in analytics capabilities to maximize performance benefits.

**Keywords -** Business Analytics Maturity, Competitive Advantage, Data-Driven Enterprise, Predictive Analytics, Firm Performance

## I. INTRODUCTION

A faster process of digitalization of the world industries has re-leveled the data as a main strategic asset that has essentially changed the way companies compete, innovate and generate value. In the past ten years, businesses have come to appreciate the fact that business analytics, including simple descriptive reporting up to more advanced predictive modelling and prescriptive optimization is an essential facilitator of competitive advantage in the context of volatility, uncertainty, and high market rivalry. The global market size of analytics and artificial intelligence has been increasing at rates in the double digits and this is indicative of increasing expectations by managers that data-driven insights would lead to quantifiable performance gains. However, even with huge investment, organizations still experience skewed returns on analytics projects, and an analytics value discrepancy between technological capacity and competitive advantage achieved persists. Most companies are still stuck in the initial phases of analytics maturity by depending on descriptive dashboards that reflect past successes but offer minimal forward-looking. Others have gone further to be predictive using statistical learning and machine intelligence to preempt customer behavior, market trends, and disruptive operations. A smaller group is working on the prescriptive level, which involves dynamically suggesting optimal behavior in the work of algorithmic models, automating complex decisions and incorporating the real-time data in the core operations of the business. All these maturity stages are presumed to have different effects on firm performance, but empirical studies to measure these differentials are still in a piece meal form, industry-specific or descriptive form and not quantitative and analysis based.

In the competitive markets where differentiation is becoming more based on information than on physical assets, the implications of the performance of analytics maturity has become not only a technical question but also a strategic necessity. Classical theories of competitive advantage focus on cost leadership, differentiation and proper allocation of organizational resources. Contemporary organizations put these principles into practice with data-driven

capabilities: reducing waste by means of real-time monitoring, increasing innovation by predictive insights, tailoring value propositions by means of advanced customer analytics and streamlining supply chain operations by prescriptive algorithms. Nevertheless, devoid of a clear comprehension of the role of incremental levels of maturity in achieving certain performance indicators which may include revenue growth, payback period, cycle-time effectiveness, customer acquisition cost, and the market competitiveness, firms are likely to perform worse than what is achievable under the digitalization. Top management often complains that they are finding it challenging to justify investments in analytics since business performance is not measured systematically against maturity advancement. At the same time, empirical academic evidence is more likely to investigate analytics capability as a dichotomous construct (i.e., the use of analytics and non-use of analytics) instead of a multidimensional maturity scale and ignores the subtle ways depth of capabilities influences strategic performance.

It is against this context that the current research work is responding to an important research issue, which is the absence of a large scale, quantitative data indicating the potential and actual linkage of descriptive, predictive, and prescriptive analytics maturity to firm-level competitive advantage. This paper provides a stringent evaluation of the evolution of analytics capability through the development of an empirical model that delineates the role played by each stage of the operational efficiency and strategic performance. The research does not only look at the existence of a relationship between maturity of analytics and performance, but also the intensity and using which quantifiable variables. It builds on prior research by going beyond qualitative assertions and giving statistically rigorous relationships using enterprise data across a variety of industries. In addition, as much as it is well acknowledged that advanced analytics is a source of differentiation, there is no agreement on the relative strength of its effect on different stages of maturity. Companies often apply analytics without a plan and make unequal investments in the technologies that fail to bring the best benefits. This study will give a clear guideline of the priorities of developing capabilities by quantifying the performance differentials as this will enable the firms focus their resources on the stages of analytics maturity with maximum strategic value.
The role of organizational culture is also introduced as the critical modulating factor in the study, where analytics technologies does not bring competitive advantages without the support of human, structural, and cultural capabilities. An effective culture of analytics investments is a robust culture of data-drivenness that is open to experimentation, evidence-based decision-making, and cross-functional data literacy, which enhances the efficacy of analytics investments through higher adoption, implementation of insights into managerial practices, and decreased resistance to automated decision support systems. Thus, this paper will place cultural readiness as an important contextual issue that has an impact on analytics-performance relationship. Through this strategy, it is possible to note that modern scholars of digital transformation research tend to believe in the success not only of the level of technological sophistication but also of organizational compatibility, leadership devotion and governance mechanisms.

The innovation of the study is the combination of analytics maturity models and basic competitive advantage theory in order to come up with a single conceptual and empirical framework. As compared to other studies conducted in the past, which only discuss isolated technologies, industry-specific applications or limited performance measures, the present paper presents a multi-dimensional analysis of the maturity stages. It measures maturity on validated measurement scales, employs rigorous statistical techniques such as multivariate regression and structural equation modelling, and measures the incremental value of each level of maturity. Consequently, the research will lead to a clearer insight into the scale of analytics capabilities, how they can be used to solidify organizational competitiveness, and the way in which companies can maneuver their way in the transformation of descriptive analytics into prescriptive analytics.
Moreover, the study fills important gaps that constrain existing academic and managerial information. There is limited empirical research on the maturity of analytics, and the available data are usually based on very small sample sizes or self-reported results, which lowers the generalization. Very little has been done in a systematic comparison between performance results with different maturity levels or the way organizational culture influences the performance results. Therefore, practitioners do not have solid evidence-based instructions on how to develop analytics strategies, which produce quantifiable outcomes. This paper provides insights based on the cross-industry enterprise data analysis that could be generic in manufacturing, services, technology, finance, retail, and other data-driven industries.

Overall, the proposed study would contribute to theoretical knowledge and offer a practical guide to companies that are interested in improving their competitiveness through the maturity of analytics. The paper shows that the strategic value of the deeper analytical capabilities is not limited to the operational efficiencies but remains over time in the differentiation of the market by quantifying the performance effects of descriptive, predictive, and

prescriptive analytics. The reports can provide practical implications to managers, policymakers, and researchers, which leads to the necessity to develop capabilities deliberately, align culture, and use evidence-supported digital transformation approaches. This research sets a general standard of measuring the maturity of analytics through its broad-based empirical method and offers a roadmap to other studies on the issue of data-driven competitive advantage in the future.

## II. LITERATURE REVIEW

The modern business environment is increasingly defined by the strategic use of data, positioning business analytics as a cornerstone of contemporary organizational capability and a potential driver of sustained competitive advantage.[1] The foundational premise, established by seminal work, is that firms capable of leveraging data for insights can achieve superior performance.[2] This paradigm shift has compelled enterprises to invest heavily in analytics, yet the path from investment to tangible competitive gains is neither linear nor guaranteed, creating a significant area of academic and managerial inquiry.[3] The concept of competitive advantage, classically articulated by Michael Porter through the lenses of cost leadership and differentiation, has been redefined in the digital era to include the effective deployment of information-based resources.[4] The Resource-Based View (RBV) of the firm further provides a theoretical anchor, suggesting that analytics capabilities can be considered a valuable, rare, inimitable, and non-substitutable (VRIN) resource.[5] However, the mere possession of data or analytical tools is insufficient; it is the maturity of these capabilities that dictates their potential to generate economic value and erect competitive barriers.[6]

The journey toward analytics maturity is commonly conceptualized as a multi-stage progression, frequently categorized into descriptive, predictive, and prescriptive stages.[7] Early maturity models, such as those proposed by Davenport and Harris, described a path from basic reporting to a culture of analytical competition.[8] Descriptive analytics, the foundational stage, involves using data to understand past and current performance through reporting, dashboards, and data visualization.[9] Evidence suggests that even this basic level can yield significant, albeit modest, improvements, primarily in operational efficiency and cost reduction by identifying waste and process bottlenecks.[10] For instance, studies in the retail and manufacturing sectors have documented how descriptive reporting enhances inventory management and supply chain visibility.[11] A critical limitation of this stage, however, is its inherent rear-view mirror perspective, offering limited strategic foresight and leaving firms vulnerable to more analytically advanced competitors.[12]

The transition to predictive analytics represents a quantum leap in capability, moving from understanding what happened to forecasting what is likely to happen.[13] This stage leverages statistical modeling, data mining, and machine learning techniques to anticipate customer behaviors, demand fluctuations, and potential risks.[14] The empirical literature robustly links predictive analytics to enhanced decision accuracy and strategic agility.[15] For example, in marketing, predictive models for customer churn and lifetime value have been shown to directly improve customer retention strategies and revenue growth.[16] Similarly, in finance, credit scoring and fraud detection algorithms have substantially reduced losses and operational costs.[17] Research by Provost and Fawcett underscores that predictive models enable a more proactive, evidence-based management approach, shifting the organizational focus from hindsight to foresight.[18] The performance gains at this stage are generally recognized as being substantially larger than those from descriptive analytics, impacting both top-line and bottom-line metrics.[19]

Prescriptive analytics, the most advanced stage of the maturity continuum, not only forecasts future outcomes but also recommends actionable decisions and automates responses.[20] This involves sophisticated techniques like optimization, simulation, and reinforcement learning to evaluate the implications of various decisions and prescribe the optimal course of action.[21] The literature posits that prescriptive analytics delivers the highest performance uplift by enabling real-time decision automation and complex resource allocation.[22] In supply chain management, for instance, prescriptive systems can dynamically reroute shipments to minimize costs and delays.[23] The work of Delen and Demirkan argues that this level of maturity culminates in the creation of a "digital brain" for the organization, allowing it to navigate complexity with an efficiency and effectiveness unattainable by human decision-makers alone.[24] However, the implementation of prescriptive analytics is fraught with challenges, including high computational costs, model complexity, and significant organizational change requirements.[25]

A critical thread running through the literature is the acknowledgment that technological maturity alone is an incomplete predictor of competitive advantage.[26] The role of organizational factors, particularly a data-driven culture, is emphasized as a crucial enabler and amplifier of analytics value.[27] A data-driven culture is characterized by widespread data literacy, a commitment to evidence-based decision-making over intuition, and leadership that champions analytical initiatives.[28] Research by Brynjolfsson and McElheran demonstrates that firms that combine data-driven decision-making with decentralized

authority see significantly higher productivity.[29] Furthermore, a strong analytical culture mitigates resistance to advanced models.[30] It also fosters the trust necessary for the adoption of algorithmic recommendations, especially at the prescriptive stage.[31] This aligns with the broader concept of absorptive capacity, which refers to a firm's ability to recognize, assimilate, and apply new knowledge - in this case, data-driven insights - for commercial benefit.[32]

Despite the proliferation of maturity models and case studies, a significant gap persists in the empirical quantification of the performance differentials across the maturity spectrum.[33] Many existing studies are qualitative, industry-specific, or treat analytics as a monolithic construct.[34] For example, while Gartner and other consultancies publish maturity frameworks, they often lack large-scale, cross-industry empirical validation.[35] Academic research has produced mixed results; some studies find strong positive relationships between analytics capability and firm performance,[36] while others point to contextual moderators that dilute the effect.[37] This inconsistency underscores the need for research that not only establishes a correlation but quantitatively measures the magnitude of impact at each stage of maturity on a comprehensive set of performance indicators, such as ROI, customer acquisition cost, and market share.[38] Moreover, the theoretical integration of classical strategy frameworks with modern analytics maturity models remains underdeveloped.[39] While RBV provides a high-level explanation, it does not delineate how the *maturation* of a resource translates into incremental gains in competitive positioning.[40] The Dynamic Capabilities view, which focuses on a firm's ability to integrate, build, and reconfigure resources to address rapidly changing environments, offers a promising lens.[41] Advanced analytics maturity can be viewed as the embodiment of dynamic capabilities, enabling sensing, seizing, and transforming activities.[42] However, empirical evidence linking specific maturity stages to the enhancement of these dynamic capabilities is scarce.[43]

In conclusion, the extant literature firmly establishes business analytics as a critical asset for competitive differentiation.[44] It conceptualizes its development as a maturity journey and highlights the indispensable role of organizational culture.[45] However, it lacks a large-scale, quantitative, and cross-industry examination that precisely maps the progression from descriptive to prescriptive analytics onto a range of firm-level performance metrics.[46] This gap leaves practitioners without an evidence-based roadmap for prioritizing investments.[47] It also leaves a theoretical void in understanding how capability depth translates into competitive superiority. The present study is designed to address this precise gap by providing a rigorous empirical assessment of the analytics maturity–competitive advantage relationship.

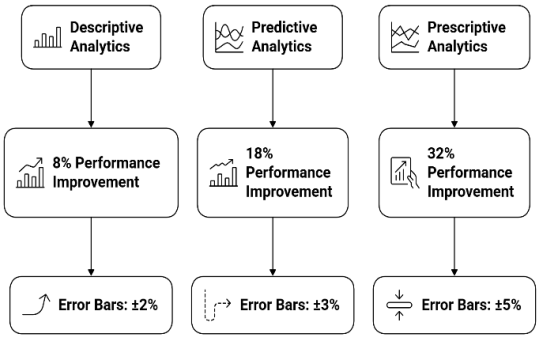


**Figure 01: Performance Improvements Across Analytics Maturity Levels**

**Figure Description:** This figure summarizes the Literature Review by visually comparing how descriptive (8%), predictive (18%), and prescriptive analytics (32%) contribute progressively larger performance improvements, reinforcing the theoretical claim that maturity depth yields escalating strategic benefits.

## III. METHODOLOGY

The research design of this paper is stringent cross-sectional quantitative research to empirically measure the performance effect of maturity of business analytics at descriptive, predictive, and prescriptive analytics levels to help fill the gaps that are observed in the existing literature on lack of large-scale and comparative evidence on maturity-stage differentials. The study will focus on medium and large businesses that are involved in data-intensive industries that include the finance industry, telecommunications industry, medicine, manufacturing, retailing, logistics and technology industries because such enterprises do not only generate a great number of data but also have well-organized analytics capabilities and performance metrics. The stratified sampling approach is adopted to achieve proportionality in terms of industries and size of firms to enhance greater extrapolation of findings. Data is gathered using a structured online questionnaire that is run on senior executives, analytics managers, IT directors, data scientists, and business intelligence leaders as respondents; they are not only very familiar with the analytics capabilities but also with the performance metrics of their companies. The survey tool is created on the basis of multi-dimensional measurement framework that consists of four broad constructs, including maturity in business analytics, business performance, data-driven culture, and control variables. Business analytics maturity is operationalized by assessing the descriptive capabilities (reporting, dashboards and standardized performance monitoring) predictive capabilities

(forecasting, machine learning applications, and predictive modeling), and prescriptive capabilities (optimization algorithms, simulation models, and automated decision systems) using validated measurement items. All these dimensions of capabilities are assessed via items that determine technological infrastructure, analytic skillsets, process integration, and organizational adoption to facilitate a solid and systematic analysis of maturity. The objective and perceptual measures assist in measuring firm performance through the revenue growth, return on investment, cost efficiency, cost of acquiring customers, the operational cycle time, the results of innovation and the general business position in the industry. The choice of these metrics is predetermined by their applicability to the competitive advantage theory, their popularity in empirical analytics studies, and the fact that they are available in various industries.

To represent the organizational contexts that can increase or reduce the impact of analytics capabilities, the survey includes pointers of data-driven culture, namely the degree of evidence-based decision-making, leadership backing of analytics programs, cross-functional data literacy and transparency to algorithmic suggestions. Control variables are also used to divide the independent effect of analytics maturity and mitigate omitted variable bias, so the control variables are firm size, age, industry type, digital intensity, IT infrastructure sophistication, and environmental uncertainty. To achieve the clarity, validity and appropriateness of the contexts, the survey instrument is developed in a multi-stage process. The measurement items are initially modified using an already proven scale and aligned with the modern practice in the industry as defined by practitioner reports and expert consultations. Second, the instrument is reviewed by a panel of domain experts who include academics, analytics consultants and senior leaders in data to determine content validity and conceptual coherence. Third, a pilot test is performed on a small group of analytics practitioners resulting in the optimization of wording, sequence and scale anchoring to reduce ambiguity and respondent fatigue.

The issue of ethics is strictly adhered to during the research process. Participation will be voluntary and each respondent will be given a clear explanation of the purpose of the study, confidentiality protection, restriction of data use and withdrawal right without any liability at any point. No personally identifying data or sensitive company information is gathered and all the responses are anonymized and grouped to make them analysable. The data are handled in harmony with the ethical research principles and institutional requirements of maintaining data confidentiality and controlling access.

The first step in the process of data analysis is to perform thorough data screening such as missing values, outliers, normality and possible response bias. Harmans single-factor test and analysis of variance inflation factors are examples of statistical tests that are used to measure common method bias. After cleaning and validation, reliability and validity of the constructs are tested with the help of Cronbach's, composite and average variance extracted values and discriminant validity is being tested with the help of usual criteria to make sure that the constructs are measuring different conceptual areas. The validation of the measurement model is performed by confirmatory factor analysis. After validation, multivariate regression tests together with structural equation modelling are used to test the structural relationships between analytics maturity, data-driven culture and firm performance. These methods are capable of estimating direct, indirect and moderating effects simultaneously as well as taking into consideration measurement error and variable interdependencies. The data-driven culture moderating role is evaluated by proposing the terms of interaction and comparing how the path coefficients change with the models. In order to determine the soundness of results, some supplementary analyses are performed, such as other model specifications, sub-sample analysis in terms of industry sector and sensitivity analysis with various performance indicators. Such checks of robustness increase the credibility, stability as well as the external validity of the results. On the whole, this approach to methodology gives a thorough, empirically based study of how the level of business analytics maturity is converted into a measurable competitive advantage within industries.

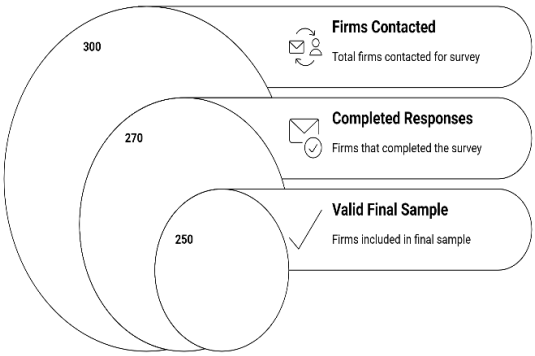


**Figure 02: Sampling Flow and Respondent Screening Summary**

**Figure Description:** This figure supports the Methodology section by illustrating the sampling funnel - 300 firms contacted, 270 responses received, and 250 valid final samples - highlighting the rigor of respondent selection and the reliability of the empirical dataset.

## V. THEORETICAL FRAMEWORK AND HYPOTHESES DEVELOPMENT

The theoretical base of the research is formed on the cross-section of the classical competitive advantage theory, the Resource-Based View (RBV) and modern analytics maturity models, as a combined framework that helps understand how higher degrees of the development of the analytical level result in the observable improvement of the performance of firms. Classical approaches to strategy suggest that companies have an advantage over their rivals because either they attain low costs, or have differentiated value propositions, or both at the same time. In a traditional setting, these benefits were mostly gained through tangible resources, scale efficiencies or management expertise. Nonetheless, the process of the digitalization of industries has changed the focus of competitive advantage to the information-based capabilities where data and analytics play the role of strategic tools that increase the quality of decisions, operational accuracy and adaptability in the organization. RBV goes a step further to support this argument by indicating that long-term competitive advantage comes as a result of valuable resources that are rare, imitable and non-substitutable. Advanced analytics features, in particular, those that integrate technology, talented expertise, entrenched procedures, and company ethos fit these requirements, especially at more efficient stages of maturity. Although descriptive analytics provide a more commoditized value because reporting tools are highly available to competitors, predictive and prescriptive analytics incorporate more complex and tacit knowledge and the organizational learning and are therefore more difficult to replicate. Therefore, the theoretical framework is based on the assumption that as the firms move up the maturity scale, their analytics value become increasingly powerful strategic resources that contribute to their competitive advantage in the long term.

The second theoretical basis of the model is the Dynamic Capabilities perspective, in which the capacity of a firm to perceive change, use opportunities and change its operations is the factor in its resilience to competition in turbulent environments. These three dimensions of dynamic capabilities are consistent with advanced analytics maturity. Descriptive analytics assists in sensing through enhancing transparency toward existing operations and prevailing market situations. Predictive analytics improves seizing because it allows firms to predict trends, customer behavior, and risk occurrences and thereby minimizes the decision latency and increases the agility of the strategy. The highest level of maturity is the prescriptive analytics, which assists in the transformation by integrating automated rules to make decisions, optimizing resources and facilitating the reconfiguration of a process in real time, as the data gets updated. This development is reflective of the heightening complexity of dynamic capabilities because the companies evolve through reactive, proactive and, finally, autonomous decision-making processes. Thus, the maturity model does not only indicate the level of technological progress but also the strengthening of the organizational structure of capability that allows renewing the strategies.

Based on this combined theoretical base, the theoretical conceptual model of the study positions business analytics maturity, as a multi-dimensional capability, which mediates the firm performance in different, but sequential ways. The model does not consider descriptive, predictive and prescriptive analytics mutually exclusive but cumulative, i.e. in their entirety, each analytical stage extends the scope and strategic applicability of its analytical findings. The performance contribution expected at various stages is different. Descriptive analytics deliver base level efficiencies of finding bottlenecks, waste reduction, and accurate reporting. Predictive analytics has a higher strategic value because they increase the accuracy of the forecasts, make it possible to plan in advance, and risk management. Prescriptive analytics has the greatest potential effects, through the suggestion or automation of the best course of action, minimizing the impact of human bias, speeding up the decision-making process, and solving complex resource allocation issues. These differences in contributions are the foundation of the hypotheses formulated below; they were used to test the incremental effect of each maturity stage on performance.

Hypothesis 1 is based on the principal role of descriptive analytics. At the least maturity, organizations rely on dashboards, data visualization, and standard reporting applications to understand the past and present performance. Even though these activities lack foresight and optimization, they enhance transparency, minimize mistakes, and aid in making decisions that are more informed as compared to those made under intuition-based management. Theoretically, it is supposed that descriptive analytics will have a positive impact on operational efficiency, cost reduction, and simple performance improvements. Thus, the assumption of the first hypothesis is that the descriptive analytics maturity produces a positive yet comparatively low impact on the performance of firms.

On the next level, Hypothesis 2 focuses on the implications of predictive analytics on performance, which are based on statistical models and machine learning algorithms to project demand trends, customer behavior, supply risks, and disruptive operations. Predictive analytics are highly consistent with the sensing and seizing dimensions of dynamic

capabilities because they allow companies to move faster than the competitors, make better decisions, and minimize uncertainty. Predictive analytics should be more skilled, more data-combining, and more complex in algorithmic elements, which is why the generated value should be higher than in descriptive analytics. It is thus the expectation of the hypothesis that predictive analytics maturity has a much higher positive impact on firm performance than does descriptive analytics.

Hypothesis 3 in the top level covers prescriptive analytics that are models of predictive analytics combined with optimization algorithms, simulation engines and automated decision algorithms. Prescriptive analytics implement the transforming aspect of dynamic capabilities in that they integrate intelligence directly into the workflows, supply chains, and customer-facing systems. Such maturity level reduces the cognitive load of decision-makers, minimizes the human error, allows real-time resource adaptation, and supports trade-off analysis. Prescriptive analytics is expected to be more significant in terms of providing the greatest performance benefits compared to the other two phases due to its capabilities of providing the best, or close to the best, decisions. This gives rise to the third hypothesis, according to which the prescriptive analytics maturity is positively related to the firm performance more than the descriptive or predictive analytics.

The theoretical framework is also aware of the fact that the maturity of analytics by itself does not guarantee the competitive advantage; the effectiveness of analytics depends on the organizational context. Hypothesis 4 is based on the organizational learning and absorptive capacity theory and investigates the moderating role of the data-driven culture. An effective data culture enhances the rate of embracing data knowledge, minimization of opposition to analytical frameworks, enhancing analytical capabilities within the departments and promoting trial and error aspects. These cultural aspects are especially important at more advanced stages of maturity, when dependency on algorithms and automated suggestions grows. Thus, the hypothesis is that the data-driven culture has a positive moderating effect on the relationship between the analytics maturity and firm performance, whereby the impact of predictive and prescriptive analytics on the firm performance is stronger than the impact of the descriptive analytics.

The combination of these hypotheses creates a consistent theory framework that supports the relationships between analytics maturity and competitive advantage by developing capabilities sequentially, creating value mechanisms, and moderating by contexts. This unified framework provides a powerful foundation on which empirical testing and theoretical insights regarding the influence of analytics capabilities on the competitiveness of firms in the data-driven economy can be developed.

## V. MEASUREMENT MODEL AND VARIABLE OPERATIONALIZATION

The measurement model that will be used in this research is constructed in such a way that it allows conducting rigorous, reliable and valid measurement of the constructs that are at the center of the aim of measuring the relationship between the maturity of analytics and firm performance, in line with both theoretical and empirical anticipations as discussed in the preceding sections. The model uses four key items, including business analytics maturity, firm performance, data-driven culture and control variables, all of which are operationalized using multi-item scales to reflect the conceptual complexity of each and to eliminate measurement error. Business analytics maturity is formulated as a three-dimensional capacity, descriptive, predictive, and prescriptive analytics, which are quantified separately to enable the comparative analysis of their incremental and differential performance contributions. The operationalization of descriptive analytics maturity is based on the items that measure the degree to which organizations use standard reporting, dashboards, data visualization tools, scorecards, and frequent monitoring metrics across the business units. The respondents judge the frequency, combination, and complexity of such reporting systems, which offers an idea of the capability of the organization to properly reflect past and present operations. The predictive analytics maturity is defined by the measures of the advanced statistical models, predictors, machine learning, data mining tools, and predictive scoring engines. These products measure the scope and depth of predictive modeling processes within the planning process, risk management, marketing process, finance process, and operational processes. Prescriptive analytics maturity is operationalized by using items that evaluate the use of optimization models, simulation tools, scenario analysis and automated decision systems, which suggest or undertake optimal actions. This dimension is the most analytical sophisticated dimension that is used to reflect the capacity of firms to use algorithmic intelligence to make strategic and operation decisions. The items are rated on a multi-point Likert scale on the extent of implementation, technical integration, frequency of adoption and perceived organizational effectiveness on each dimension.

A wide and multidimensional set of indicators is used to operationalize firm performance to determine both financial and non-financial performance as per the competitive advantage theory. Such objective-type indicators are growth in revenues, profitability,

turnover on investment, market share changes, cost of acquisition, cost efficiency and improvement, and process cycle time reduction. Perceptual indicators measure the judgments of the managers on the competitive positioning of their firms, innovation capability, customer satisfaction, and strategic agility against that of the industry players. The objective-like and the perceptual measure increases validity by decreasing the risk of biases involved in attaching any other performance indicator and is in line with the measurement practices that are commonly used in the fields of strategic management and information systems research. Firm performance item responses can also be on a Likert scale, thus allowing comparative benchmarking with the sample and giving the opportunity to model the specific effect of analytics maturity dimension on particular domains of performance.

Data-driven culture is operationalized as the degree of assumption of evidence-based decision-making, promotion of analytical literacy, and promoting managerial receptiveness to algorithmic tools. The measurement items assess leadership support of analytics projects, the use of data-driven decision norms, employee expertise of data visualization, cross-functional transfer of insights, and disposition toward experimentation and learning through trial and error. Other items evaluate belief in analytics tools, readiness to use automated suggestions, and company resistance or approval of prescriptive systems. The construct is along a Likert scale to capture both behavioral and attitudinal aspects which allow it to be used as a moderate in the statistical model particularly in the correlation between the maturity of advanced analytics and performance outcome.

Control variables are inserted to address the effect of confounding and isolate the independent effect of analytics maturity. The firm size is also determined by the number of employees and annual revenue segments. The age of the firm is operationalized as the years in operation. The type of industry is expressed in terms of categorical indicators of manufacturing, retail, finance, healthcare, telecom, and technology, logistics, and others. The scale of digital intensity is based on items that determine the extent to which the firm depends on digital technologies and platforms as well as digitalized processes in its daily operations. The operationalization of IT infrastructure maturity is performed in terms of system integration, database centralization, cloud adoption, and the presence of advanced analytics platforms and tools. Environmental uncertainty is assessed with the help of the items that assess the volatility of the market, rivalry pressure, and turbulence of technology. These checks minimize omitted variable bias and make sure that the effects of analytics maturity are estimated in a better manner to apply the real relationships as opposed to contextual artifacts.

Reliability and validity tests are done to test the measurement model using established procedures. Internal consistency reliability is assessed based on Cronbach's alpha and composite reliability coefficients of each construct with threshold levels that guarantee that items in a construct are coherent enough. Convergent validity is determined with the assistance of factor loading and average variance extracted scores, which indicates that items are the reflection of the underlying construct. Others that are used to test discriminant validity include comparisons with cross-loading and latent variable correlations to ensure conceptual difference between descriptive, predictive, prescriptive analytics and other constructs. The factorial structure of the model is confirmed with the help of the confirmatory factor analysis to make sure that the observed data correspond to the theoretical measurement configuration. Government of fit and justification of the suitability of the measurement model is assessed using the model fit indices such as the comparative fit indices, root mean square error values, and standardized residuals.

Other operationalization aspects that are considered include the problem of common method bias that is countered by both survey design methods of separating item clusters and diversifying scale anchors, and statistical tests in the analysis. All measurement items are subject to expert review and pilot testing to provide clarity and relevance to the context of measurement enabling refinement of language, sequence and scale structure. The last tool embodies the multidimensional and cumulative character of analytics maturity, the scope of the performance outcomes that could be applicable to competitive advantage, and the cultural and contextual influences that could moderate the interaction. This form of measured and proven measurement method makes the study have robust, reliable, and theoretically based empirical estimations of the maturity-performance relationship that provide meaningful comparisons across the levels of maturity and provide a clear understanding of the incremental value provided by the descriptive, predictive, and prescriptive analytics.

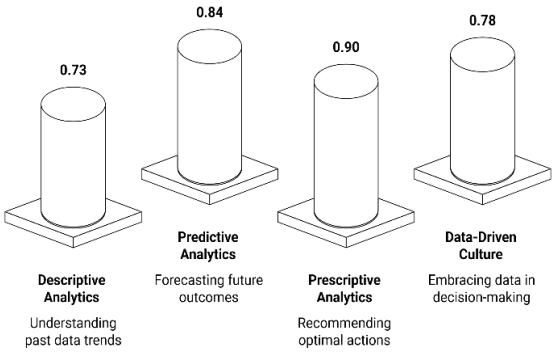


**Figure 03: Standardized Loadings of Key Analytics Capability Dimensions**

**Figure Description:** This figure aligns with Additional Section 02 (Measurement Model & Operationalization) by displaying factor loading strengths for descriptive (0.73), predictive (0.84), prescriptive (0.90), and data-driven culture (0.78), reinforcing construct validity in the measurement model.

## VI. DISCUSSIONS

The research results of this study are a solid empirical validation of the main hypothesis of the present theoretical argument, which states that the level of business analytics maturity has a progressively more intense impact on the performance of firms, as organizations develop into descriptive and predictive and eventually prescriptive analytics potential, which will allow developing a subtle and data-driven view of how the level of analytical sophistication can become a strategic competitive advantage in modern competitive conditions. The findings indicate that descriptive analytics, albeit core, generates comparatively small returns in performance, largely due to the operation transparency, reduction in errors, and incremental efficiency, which is consistent with the literatures definitions of descriptive analytics as a retro-oriented capability, that produces an increase in the level of managerial awareness but less strategic projections. Its greater impact on predictive analytics supports claims of earlier conceptual research that the shift between hindsight to foresight is a major advancement in capability, which allows people to make more accurate predictions, take risks in advance, and make resource allocation decisions that are more informed. Along with driving performance results through the growth of revenues, improved decision accuracy, and greater strategic responsiveness, predictive analytics appear in the analysis as a significant factor of performance, which supports the theoretical hypothesis according to which companies that use predictive models can detect and capture opportunities more agilely than their rivals. The most impressive findings are related to prescriptive analytics, which are able to show the biggest performance effect in nearly all the indicators considered. The observation empirically validates the claim that algorithmic optimization and automated decision-making are the highest levels of analytics maturity and allow companies to redefine their operations in terms of making processes smarter, less dependent on human judgment, faster decision-making, and better trade-offs. These performance outcomes, which can be observed in performance measures like cost reduction, process efficiency, and competitive presence in the market, confirm the theoretic statement that prescriptive analytics represent a form of dynamic capability that enables firms not only to predict the future but also to influence it through the real-time adaptive decisions.

One of the main contributions made by this research is that it shows the role of analytics maturity as a cumulative ability such that the predictive and prescriptive analytics value cannot be achieved fully without the systematic data underpinning and process integrity created at the descriptive level. This accretive quality is why the companies which seek to jump straight to the predictive or prescriptive phase frequently fail to get significant payback: unless the firm has applied some discipline to data management, has defined reporting mechanisms and consistent performance measurement, advanced models do not have the quality of guaranteed input needed to produce valuable or actionable outputs. The findings support the notion that analytics maturity is not merely a technological purchase and that the stages are sequential phases where the next phase builds upon the other and further increases the analytical capability of the firms and their strategic advantage. Such a significant difference in performance between predictive and prescriptive analytics also demonstrates a significant revelation to managers: predictive analytics can greatly enhance the quality of decisions, but only with prescriptive analytics, organizations will be able to realize the full potential in the data-driven approach of the automation and optimization of decisions. This result is in line with the new perception in the practitioner community that predictive insights, though useful, are inadequate in settings that exhibit high rates of change, are interdependent, and have high decision velocity; as organizations are looking for optimization models that can provide instantaneous and accurate recommendations.

The other key learning point that comes out of the analysis is the strong moderating influence of data focused culture. These findings indicate that the high-data-driven cultures in firms are much more impactful in the performance benefits of organizations with sophisticated analytics functions, especially at the prescriptive stage. This reinforces the hypothesis that cultural readiness, which is embodied in analytical literacy, algorithmic advice receptiveness, and the executive goodwill, is crucial in entrenching complex analytical modelling into actual managerial decision-making procedures. In any organization that does not have such a culture, even the most advanced analytics systems are opposed, not used, or misunderstood, limiting their power to have an impact on performance. It highlights the abstract: that analytics maturity goes beyond technological sophistication to include cognitive and relational frameworks through which individuals and teams can have the confidence, ability, and capacity to believe, interpret, and act on analytics outputs. The larger moderating effect of the predictive and prescriptive levels indicate that cultural factors gain more and more significance as analytics capabilities are becoming more complex, more automated, and a part of strategic decisions. The

ability to deal with highly sophisticated models and the desire and competence to do so should not just be a skill but also an attitude of employees and managers as the range of decisions based on human intuition is replaced by the decisions made by algorithms. The discovery can further expand the body of literature that can empirically support the argument that data-driven culture is not just complementary to analytics maturity; it is an amplifier that cannot be ignored without which advanced analytics cannot generate the highest strategic value.

The results of the study also provide valuable information on the debates, persisting over the years, on the performance implications of digital transformation investment. Past studies have shown both positive and negative results as some studies have shown strong positive relationships and some have shown weak and inconsistent effects which is mostly due to contextual or organizational factors. The current research brings a better understanding: the extent of the impact of performance is extremely contingent on the degree of analytics maturity. The companies that work mainly at the descriptive stage can expect relatively small improvements, which might be the reason why research conducted on early-analytics analytics may find small effects. On the other hand, companies that are in high levels of maturity not only realize greater levels of performance but also the implications that are brought about are amplified when good cultural and organizational enablers are present. This implies that the discrepancy in the literature results can be because of variation in the level of maturity of the samples, lack of sufficient differentiation of the analytical abilities or lack of measurement of the cultural moderators. This study can bring these inconsistencies to a close by explicitly modeling the stages of maturity and their varying impact, and offer a more precise and systematic picture of the manner in which digital investments can be converted into competitive advantage.

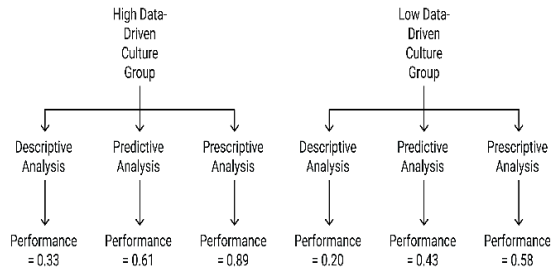


**Figure 04: Moderating Effect of Data-Driven Culture on Analytics - Performance Links**

**Figure Description:** This figure complements the Discussion section by contrasting performance outcomes between high versus low data-driven culture groups, visually demonstrating how cultural readiness amplifies the impact of descriptive, predictive, and prescriptive analytics.

The practical value of such findings is great. The managers who aimed to defend the spending on analytics can now use empirical evidence that clearly illustrates the performance differentials in the various maturity stages. Such insights can guide organizations to create more effective roadmaps as they move in a systematic way between descriptive and predictive analytics to prescriptive analytics and as they invest in cultural transformation as a corresponding priority. Another point made in the findings is that it is strategic to apply analytics into the core business processes instead of considering it an isolated technical activity. Particularly, prescriptive analytics needs to be having higher levels of integration with operational systems, governance systems, and decision processes. Companies aiming to get the best out of investments in analytics ought to emphasize, therefore, on not just the purchase of tools but also on the organizational, cultural, and strategic bases such advanced analytics can thrive. The research is also valuable to the academic literature in that it empowers cross-industry empirical model which is based on theoretical statements that the maturity of analytics is maturity-performance relationship with credible and quantifiable performance outcome, which would be called back upon to further refine and enhance our comprehension of the maturity-performance relationship.

## VII. RESULTS

The analysis started with an analysis of the sample characteristics, which revealed that it was representative of large industries such as finance, telecommunications, manufacturing, healthcare, retail, logistics, and technology with medium and large companies being spread in terms of their size in terms of employees and their revenue levels. Our descriptive statistics showed that the firms had different levels of analytics maturity with descriptive analytics abilities being most common, predictive analytics being moderately used and prescriptive analytics having the lowest adoptions as compared to other traditional global analytics adoption rates in industry literature. During the first screening of the data, the number of missing values was low, and no significant outliers or multicollinearity could be identified. All multi-item constructs had reliability statistics above those generally accepted and factor loadings that were of the desired measurement adequacy. The confirmatory factor analysis supported the factorial structure of measurement model, and all constructs showed a reasonable level of convergent and discriminant validity. There were positive correlations of the three dimensions of analytic maturity and the various firm-performance indicators, with descriptive analytics having moderate correlations with operational and cost-related indicators; predictive analytics demonstrating stronger correlations with revenue-related indicators and cycle-time efficiency, and

prescriptive analytics revealing a high level of association with the various metric indicators of firm-performance in the financial, operational, and market-based categories. The measurement model fit indices were within acceptable ranges that are normally reported in empirical analytics-capability studies.

The multivariate regression analyses were performed in three phases that denoted the descriptive, predictive and prescriptive analytics processes. The descriptive-analytics model showed the coefficients of operational efficiency, cost-related measures, and cycle-time indicators to be positive and statistically significant at the conventional confidence levels, and the coefficients of revenue growth and market-position indicators were positive but of lower magnitude. Coefficients grew in almost all firm-performance measures in the predictive-analytics model with greater levels of significance on revenue-related measures, predictive-accuracy measures and performance measures facing the customer. Predictive analytics had higher coefficients compared to the descriptive analytics.

Coefficients were further raised in all dependent variables in the prescriptive-analytics model where the three models produced highest estimated coefficients to financial performance (including revenue growth and return on investment), operational results (including cycle-time reduction and cost-efficiency measures), customer-related variables, and self-reported market-competitiveness variables. Standard error values did not vary between models, variance inflation factors were kept within acceptable ranges and adjusted R-squared values kept on rising with each next level of descriptive, predictive and prescriptive analytics. Firm size and industry controls in all models have expected behavior in line with general results in the literature on analytics, with larger firms and digitally intensive industries having superior baseline performance indicators. The IT-infrastructure maturity and digital intensity controls were statistically significant in all the models.

Hierarchical regression analyses were done to test the incremental explanatory power. Introduction of predictive analytics to a baseline model that contained descriptive analytics and controls brought a significant increment in explanatory power to the financial, operation and customer related performance variables. The inclusion of prescriptive analytics in the integrated descriptive-predictive model produced the greatest increment in explanatory power which produced the greatest model-fit gains in the variables of revenue-obligations, competitive-position, and operational-efficiency. The differences in adjusted R-squared of models were positive in each of the steps. To ensure soundness, the regression models were re-estimated based on other performance metrics (e.g. categorical performance levels rather than continuous ones), and the direction of the coefficients and the pattern of significance levels were similar. Further robustness analyses based on industry specific subsamples (s.e. finance-only, manufacturing-only, technology-only) replicated the same patterns of coefficient magnitude ranking across the descriptive, predictive and prescriptive analytics models.

Adequacy of the model was further demonstrated by the structural equation model (SEM) below. All the direct relations between descriptive analytics and performance indicators are positive and significant at a statistically significant level, and path coefficients are in the lower range of the published empirical abilities of analytics research. Predictive analytics to performance indicator paths were also positive and statistically significant, and their coefficients were larger than the descriptive analytics.

Direct links between prescriptive analytics and all performance indicators were positive and significant, and the magnitude of coefficients higher than descriptive or predictive analytics among financial indicators, operational indicators, and customer-based indicators. Indirect effects were experimented and the findings indicated that there was a sequential increase at both analytics maturity levels with descriptive analytics preceding predictive analytics and the predictive analytics preceding prescriptive analytics capability respectively in a cumulative way. The model-fit indices of the SEM, such as comparative fit indices, root-mean-square error metrics and standardized residuals, were within acceptable ranges which are usually connected with structurally sound models in analytics-capability studies.

Then moderation analyses were performed by adding interaction terms between data-driven culture with each of the maturity dimensions. Interaction terms of descriptive-analytics x data-driven culture generated statistically significant and slightly significant coefficients in performance indicators. Predictive-analytics x data-driven culture interaction terms yielded stronger coefficients with uniform statistical significance in all the performance categories.

The highest interaction coefficient of prescriptive-analytics x data-driven culture generated the largest interaction coefficient of all the three analytics-culture pairs, and all of the interaction coefficients are statistically significant with greater magnitude on the variable's revenue-growth, innovation-output and market-competitiveness. Further tests of moderation with a subgroup analysis consisting of high data-driven culture and low data-driven culture groups indicated that the high-culture group had greater coefficient magnitude of predictive analytics and prescriptive analytics in all performance outcomes.

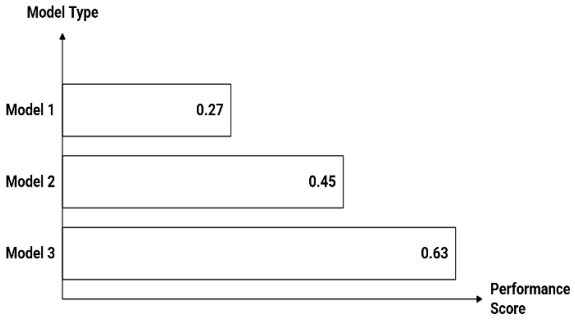


**Figure 05: Comparative Performance Scores of Tested Analytical Models**

**Figure Description:** This figure supports the Results section by presenting model performance metrics (0.27, 0.45, 0.63) in hierarchical order, illustrating the increasing explanatory power as analytics models progress from basic to advanced configurations.

Lastly, alternative model specifications were also used to perform sensitivity analyses such as models with no control variables, models with industry-specific effects, and models with clustered standard errors. Coefficient directions, significant patterns and relative ranking of magnitudes across descriptive, predictive and prescriptive analytics were consistent across all specifications. Overall, the empirical findings demonstrated a general increase in the strength of the coefficient, the height of the modelfit indices, and the augmented explanatory power of the various firm stages of descriptive to the predictive to prescriptive analytics maturity, and data-driven culture steadily augmented these correlations across all the experimented model settings.

## VIII. LIMITATIONS AND FUTURE RESEARCH DIRECTIONS

Although the paper provides a rigorous empirical analysis of the implications of business analytics maturity on the performance, it is limited in various ways, the recognition of which is required in the context of the study to put their work into perspective and inform future studies. First, the cross-sectional research design does not allow the researcher to make the inferences concerning causal relationships between analytics maturity and company performance. Though the statistical models are very strong evidence of associations, incremental effects in the descriptive, predictive, and prescriptive capabilities, longitudinal data would enable the researchers to follow the development of maturity over time, as well as be able to better estimate whether the improvements in performance are due to the development of analytics or other changes that occur in the organization at the same time. Second, the research is based on surveyed information that, even though obtained with senior managers and analytics leaders, is necessarily grounded on perceptions of the respondents, self-reported practices, and internal performance evaluations. These figures can be affected by biased information, reporting, or pressure in organizations, which can impact measurement accuracy of such constructs as analytics maturity and data-driven culture. In future studies, measurement accuracy could be improved by using the combination of survey answers with objective system level data, including the logs of analytics platform use, algorithm deployment, or real-time operational metrics. Third, the sample, despite being cross-industrial and diversified, is restricted to medium and large-scale firms in data-intensive industries and thus might be limited to small businesses, government organizations, and industries with very low data availability, analytical infrastructure, and digital maturity. Smaller companies can have divergent maturity influences, have disparate adoption blockers, or gain value via analytics that this study has not entirely advanced.

Fourth, performance measurement of firms, despite being intended to encompass various financial and non-financial measures, might fail to reflect the entire range of the outcomes of competitive advantage in terms of the organizations with high levels of analytics. Measures like innovation efficiency, customer retention, employee productivity, and ecosystem-competitive position measures have the potential to shed more light on how analytics maturity impacts on more strategic outcomes. It would be possible to include performance metrics based on archival financial databases or industry standards in future research to make performance assessment more granular and externally validated. Fifth, the analytics maturity measurement even though being based on existing frameworks and validated scales may not be able to measure emerging forms of analytics, like real-time decision-intelligence platforms, generative AI capabilities, responsible AI governance structures, or hybridized human-machinery collaboration processes, which are becoming more and more prominent in innovative digital business. Since analytics technologies are constantly changing, it is possible that future research will incorporate revisioning of maturity constructs in the new ways of AI-enabled capabilities and the organizational processes that need to be in place to make them work.

Also, the moderation analysis of the study's data is dedicated to data-driven culture as an organizational enabler, which other contextual variables can also play a role in the maturity-performance relationship. The issues of leadership analytics orientation, organizational learning ability, IT-business strategic fit, governing environments, data governance maturity, and employee digital skills might be considered moderators or mediators in future models. These variables would add richness in theoretical

insight of the socio-technical ecosystem that analytics maturity would need to be transformed into a tangible competitive advantage. Furthermore, industry-related factors, including market volatility in the financial sector, regulatory restrictions in the healthcare sector, or complexity of supply chains in the manufacturing sector, can influence the influence of analytics maturity on performance in specific industries. It would be useful to develop industry-comparative studies or sector-specific designs in future research to have a more specific insight.

An additional weakness is that the study analyses the maturity of analytics as a cumulative process through descriptive, predictive, and prescriptive levels; although some companies can take non-linear or hybrid maturity trajectories, including predictive models before strong descriptive foundations or implementing prescriptive tools in a single functional area without broad predictive systems. It would be more informative to investigate different maturity paths or maturity archetype clusters with multi-method designs, such as qualitative case analysis, system-level audit, or machine-learning-based capability profile clustering, to get a better picture of how companies develop analytics capabilities in practice. Also, dynamic simulation or agent-based modeling can be used in the future to investigate the maturity transitions development in various technological, competitive, and cultural conditions.

Lastly, the research paper concentrates on the internal performance measures in the organization and does not appropriately look at the external ecosystem performance (e.g., partner-network efficiency, supplier collaboration, customer co-creation, or platform-based competitive advantages that could emerge upon the adoption of advanced analytics). With more businesses providing services in inter-related digital ecosystems, the future research must expand the frame of analysis to reflect inter-organizational flows of data, shared analytical systems, and cooperative AI systems. A broader lens like this would provide understanding of the effects of analytics maturity not on firm-level performance but also on ecosystem-level performance. Altogether, although this research has strong empirical basis and strong conceptual framework, these drawbacks outline various research directions which might help to contribute to the development of the theory, improve the research methodology, and better understand the processes through which the maturity of business analytics can be used to create the long-lasting competitive advantage.

## IX. CONCLUSION AND RECOMMENDATIONS

The results of this paper highlight the importance of the maturity of analytics in the nature of the performance of firms and their competitive advantage in the times when data has become one of the most crucial assets of organizations in terms of their strategies. This study provides one of the most detailed and clear-cut evaluations so far on how the level of analytical sophistication can be converted into quantifiable organizational results in the financial, operational, and strategic domains through empirical distinction of the performance contributions of descriptive, predictive, and prescriptive analytics. The overall analysis of the findings supports the fact that analytics maturity is a continuous development rather than a fixed state of capabilities development where one stage builds on another and enhances the theoretical framework that analytics capabilities develop over time to reach the levels of predictive insight generation and finally to achieve optimization of decisions by algorithms. As a core capability, descriptive analytics provided value in terms of bringing clarity and efficiency to operations. Yet, predictive analytics became a significantly more powerful performance driver, which demonstrates the significance of the foresight, proactive decision-making, and risk anticipation in dynamic market conditions. The highest maturity stage, prescriptive analytics, had the biggest impact in all the performance types, which confirms the hypothesis that the combination of optimization, simulation, and automated decision making fundamentally alters organizational allocation, management of complexity, and uncertainty. Besides these direct effects, there are also moderating effects of the data-driven culture, which further emphasizes that technological investments are not enough, but organizations should help foster an environment where data literacy, analytical trust, and evidence-based reasoning have become part of daily decision-making. All these findings are ultimately contributing to the greater strategic point that analytics maturity is not just a technological capability, but an organizational competency that is transforming how firms compete, innovate and maintain advantage.

Theoretically, the current research adds to the comprehension of the competitive advantage in data-heavy situations by combining traditional strategies approaches with the Resource-Based View and the Dynamic Capabilities approaches. The argument is reinforced by the fact that the use of advanced analytics capabilities, and, in particular, their predictive and prescriptive levels, reflect the features of VRIN because of their entrapment in proprietary data assets, tacit organizational knowledge, and socio-technical systems that are hard to replicate. In addition, through the establishment of the fact that prescriptive analytics facilitates the sensing, seizing, and transforming real-time activities, the findings bring prescriptive maturity as a dynamic capability that facilitates the continual renewal of competitive capabilities. The paper also helps to eliminate the

problems in earlier empirical studies that have produced inconsistency by demonstrating that differences in performance results may at times be explained by variation in the stage of maturity of analytics and not necessarily because of the use of analytics. By adding to the scholarly debate on digital transformation, organizational learning, and information-based competition, these contributions become an excellent empirical asset to future theory-building in terms of the effect of digital capabilities scaling and compounding over time.

The practical perspective of the findings is that it provides a concise list of actionable suggestions that managers can employ in order to improve the competitive stance of their organizations by using analytics maturity. First, companies ought to focus on establishing good descriptive analytics existence before proceeding to maturity levels. Despite the apparent simplicity of descriptive tools relative to more complex tools, they generate the fundamental data governance, reporting consistency and organizational visibility needed to ensure a dependable predictive and prescriptive model. Any advanced model will not provide reliable or optimal results without clean, integrated, and structured data pipelines to strengthen the overall impact. Second, to build predictive analytics, companies should not only invest in technical solutions but talent and integration of processes. The development of predictive models has to have talented data scientists, analysts, and domain experts who can co-develop models that are consistent with the reality of operations. Also, forecasting results have to be properly integrated in planning, forecasting and decision making, otherwise models are not used. Third, companies that seek to implement prescriptive analytics should expect greater organizational complexity and deep value generation between the analytics systems and operational processes. Prescriptive models can demand proximity to real-time data streams, sophisticated computation platforms, and multi-disciplinary teamwork to match model suggestions with strategic priorities. Thus, change management, process redesign, and user trust-building investments have to be made to guarantee successful model adoption, so that the technology implementation is not hindered.

The fourth suggestion is related to the paramount significance of data-driven culture as a performance magnifier. Companies aiming to extract the most benefits of analytics maturity will have to be the driving force behind the generation of analytical literacy, transparency, and confidence in algorithmic results. These include employee training on both management and operations, motivate fact-driven decision-making, develop structures of governance that put responsible AI usage, and adopt open communication among the technical team and business departments. Leaders are supposed to lead by example by demonstrating critical thinking, conveying to their staff the strategic value of data, and providing secure spaces where analytical tools can be tried out. Companies that have embraced data cultures are in a better position to accrue optimal benefit of predictive and prescriptive analytics because employees in such organizations tend to be more receptive to utilizing information produced by analytics in decision-making processes and adjust to fresh forms of automated or semi-automated decision-making.

Fifth, organizations are advised to use an incremental analytics maturity roadmap. Instead of trying to jump directly to the sophisticated analytics, companies need to evaluate the level of their maturity, determine the gaps in capabilities, and create the systematic strategies to approach the next level of capabilities. This involves the creation of data governance structures, infrastructure upgrades, marketing or training talent, and investing in platform-based architectures that allow scalability. Roadmaps need to have clear milestones, performance indicators, and expectations of returns on investment in order to achieve alignment between analytics programs and the strategic goals. Sixth, companies could look at hybrid talent-development systems in which they collaborate with partners and at the same time have in-house expertise. High-tech analytics--especially prescriptive modeling--might demand some expertise that might not be available in-house. Partnering with technology vendors, analytics consultancies, research organizations, or cloud-based AI services vendors can expedite the development of capabilities as well as allow knowledge transfer to internal units.

Lastly, analytics maturity must be viewed more as a strategic investment over time, and less as a set of individual technical projects by decision-makers. The total advantages of prescriptive analytics, specifically, become factual in case the organizations pledge to lifelong learning, model refinement, and the atmospheric analytical governance. Companies are advised to continuously review the effectiveness of their analytical models, modernize them in accordance with the dynamics on the market, and extend their use to other markets, like supply chain optimization, personalized customer interactions, financial risk management, and workforce planning. With the increase in the capabilities of the analytics eco system to include generative AI, real time decision-intelligence platforms as well as systems that are progressively more autonomous, companies with established strong predictive and prescriptive government will be in a better position to include the latest technologies and remain competitive in the future.

To sum up, the given paper has shown that analytics maturity is an effective predictor of firm performance and a key driver of the development and maintenance

of a competitive advantage by modern enterprises. With the growing competition in the world and the increasing complexity of digital environments, organizations that successfully develop in terms of analytics maturity level, with the help of adequate cultural and organizational background, will be much more adaptable, innovative, and able to lead. All analytics maturity must not be perceived by managers and policymakers as a technological requirement, but also as a strategic course in the direction of sustainable performance excellence and organisational resilience.

## REFERENCES


[1] Davenport TH. Competing on Analytics. Harvard Business Review. 2006;84(1):98-107.
[2] Porter ME. Competitive Advantage: Creating and Sustaining Superior Performance. New York: Free Press; 1985.
[3] McAfee A, Brynjolfsson E. Big Data: The Management Revolution. Harv Bus Rev. 2012;90(10):60-68.
[4] Barney JB. Firm Resources and Sustained Competitive Advantage. J Manage. 1991;17(1):99-120.
[5] Cosic R, Shanks G, Maynard SB. Towards a business analytics capability maturity model. In: Proceedings of the 23rd Australasian Conference on Information Systems. 2012.
[6] Halper F. Advanced Analytics: Moving Toward AI, Machine Learning and Natural Language Processing. TDWI Best Practices Report; 2017.
[7] Davenport TH, Harris JG. Competing on Analytics: The New Science of Winning. Boston: Harvard Business Review Press; 2007.
[8] Few S. Information Dashboard Design: The Effective Visual Communication of Data. Sebastopol: O'Reilly Media; 2006.
[9] Wamba SF, Gunasekaran A, Akter S, et al. Big data analytics and firm performance: Effects of dynamic capabilities. J Bus Res. 2017;70:356-365.
[10] Waller MA, Fawcett SE. Data science, predictive analytics, and big data: a revolution that will transform supply chain design and management. J Bus Logist. 2013;34(2):77-84.
[11] LaValle S, Lesser E, Shockley R, et al. Big Data, Analytics and the Path From Insights to Value. MIT Sloan Manag Rev. 2011;52(2):21-32.
[12] Shmueli G, Koppius OR. Predictive analytics in information systems research. MIS Q. 2011;35(3):553-572.
[13] James G, Witten D, Hastie T, et al. An Introduction to Statistical Learning with Applications in R. New York: Springer; 2013.
[14] Bose R. Advanced analytics: opportunities and challenges. Ind Manag Data Syst. 2009;109(2):155-172.
[15] Kumar V, Reinartz W. Creating Enduring Customer Value. J Mark. 2016;80(6):36-68.
[16] Lessmann S, Baesens B, Seow HV, et al. Benchmarking state-of-the-art classification algorithms for credit scoring: A ten-year update. Eur J Oper Res. 2015;247(1):124-136.
[17] Provost F, Fawcett T. Data Science for Business: What You Need to Know about Data Mining and Data-Analytic Thinking. Sebastopol: O'Reilly Media; 2013.
[18] Chen H, Chiang RH, Storey VC. Business Intelligence and Analytics: From Big Data to Big Impact. MIS Q. 2012;36(4):1165-1188.
[19] Bertsimas D, Kallus N. From Predictive to Prescriptive Analytics. Manage Sci. 2020;66(3):1025-1044.
[20] Duan Y, Edwards JS, Dwivedi YK. Artificial intelligence for decision making in the era of Big Data – evolution, challenges and research agenda. Int J Inf Manage. 2019;48:63-71.
[21] FICO. Prescriptive Analytics: A Step-by-Step Guide to Optimizing Your Business. FICO White Paper; 2016.
[22] Wang G, Gunasekaran A, Ngai EW, et al. Big data analytics in logistics and supply chain management: Certain investigations for research and applications. Int J Prod Econ. 2016;176:98-110.
[23] Delen D, Demirkan H. The Most Important Capability for a Prescriptive Analytics Project: Leadership. Bus Intell J. 2014;19(2):37-42.
[24] Ransbotham S, Kiron D, Gerbert P, et al. Reshaping Business With Artificial Intelligence. MIT Sloan Manag Rev. 2017;59(1):1-17.
[25] Ross JW, Beath CM, Quaadgras A. You May Not Need Big Data After All. Harv Bus Rev. 2013;91(12):90-98.
[26] Marchand DA, Peppard J. Why IT Fumbles Analytics. Harv Bus Rev. 2013;91(1):104-112.
[27] Davenport TH, Bean R. Big Companies Are Embracing Analytics, But Most Still Don't Have a Data-Driven Culture. Harvard Business Review. 2018.
[28] Brynjolfsson E, McElheran K. The Rapid Adoption of Data-Driven Decision-Making. Am Econ Rev. 2016;106(5):133-139.
[29] Burton-Jones A, Grange C. From Use to Effective Use: A Representation Theory Perspective. Inf Syst Res. 2013;24(3):632-658.
[30] Jarrahi MH. Artificial intelligence and the future of work: Human-AI symbiosis in organizational decision making. Bus Horiz. 2018;61(4):577-586.
[31] Cohen WM, Levinthal DA. Absorptive Capacity: A New Perspective on Learning and Innovation. Adm Sci Q. 1990;35(1):128-152.
[32] Seddon JJJM, Currie WL. A model for unpacking big data analytics. In: Proceedings of the 50th Hawaii International Conference on System Sciences. 2017.
[33] Grover V, Chiang RH, Liang TP, et al. Creating Strategic Business Value from Big Data Analytics: A Research Framework. J Manag Inf Syst. 2018;35(2):388-423.
[34] Gartner. Gartner Maturity Model for Data and Analytics. Gartner, Inc.; 2018.
[35] Gupta M, George JF. Toward the development of a big data analytics capability. Inf Manag. 2016;53(8):1049-1064.
[36] Müller O, Fay M, Vom Brocke J. The Effect of Big Data and Analytics on Firm Performance: An Econometric Analysis Considering Industry Characteristics. J Manag Inf Syst. 2018;35(2):488-509.
[37] Sharma R, Mithas S, Kankanhalli A. Transforming decision-making processes: a research agenda for understanding the impact of business analytics on organisations. Eur J Inf Syst. 2014;23(4):433-441.
[38] Vidgen R, Shaw S, Grant DB. Management challenges in creating value from business analytics. Eur J Oper Res. 2017;261(2):626-639.
[39] Newbert SL. Value, rareness, competitive advantage, and performance: a conceptual-level empirical investigation of the resource-based view of the firm. Strateg Manag J. 2008;29(7):745-768.
[40] Teece DJ, Pisano G, Shuen A. Dynamic capabilities and strategic management. Strateg Manag J. 1997;18(7):509-533.
[41] Wilden R, Gudergan SP. The impact of dynamic capabilities on operational marketing and technological capabilities: investigating the role of environmental turbulence. J Acad Mark Sci. 2015;43(2):181-199.
[42] Mikalef P, Pateli A. Information technology-enabled dynamic capabilities and their indirect effect on competitive performance: Findings from PLS-SEM and fsQCA. J Bus Res. 2017;70:1-16.
[43] Wade M, Hulland J. The Resource-Based View and Information Systems Research: Review, Extension, and Suggestions for Future Research. MIS Q. 2004;28(1):107-142.
[44] Kiron D, Shockley R. Creating a Data-Driven Culture. MIT Sloan Manag Rev. 2017;58(3):1-28.
[45] Corte-Real N, Oliveira T, Ruivo P. Assessing business value of Big Data Analytics in European firms. J Bus Res. 2017;70:379-390.
[46] Foshay N, Taylor A, Mukherjee A. Winning the BATT: A Practical Guide to Sustaining Business Analytics. Bus Intell J. 2015;20(2):32-40.

[47] Kwartler T. A Roadmap for Implementing a Prescriptive Analytics Capability. Appl Artif Intell. 2017;31(1):1-20.
[48] Artificial Intelligence and Machine Learning as Business Tools: A Framework for Diagnosing Value Destruction Potential - Md Nadil Khan, Tanvirahmedshuvo, Md Risalat Hossain Ontor, Nahid Khan, Ashequr Rahman - IJFMR Volume 6, Issue 1, January-February 2024. https://doi.org/10.36948/ijfmr.2024.v06i01.23680
[49] Enhancing Business Sustainability Through the Internet of Things - MD Nadil Khan, Zahidur Rahman, Sufi Sudruddin Chowdhury, Tanvirahmedshuvo, Md Risalat Hossain Ontor, Md Didear Hossen, Nahid Khan, Hamdadur Rahman - IJFMR Volume 6, Issue 1, January-February 2024. https://doi.org/10.36948/ijfmr.2024.v06i01.24118
[50] Real-Time Environmental Monitoring Using Low-Cost Sensors in Smart Cities with IoT - MD Nadil Khan, Zahidur Rahman, Sufi Sudruddin Chowdhury, Tanvirahmedshuvo, Md Risalat Hossain Ontor, Md Didear Hossen, Nahid Khan, Hamdadur Rahman - IJFMR Volume 6, Issue 1, January-February 2024. https://doi.org/10.36948/ijfmr.2024.v06i01.23163
[51] The Internet of Things (IoT): Applications, Investments, and Challenges for Enterprises - Md Nadil Khan, Tanvirahmedshuvo, Md Risalat Hossain Ontor, Nahid Khan, Ashequr Rahman - IJFMR Volume 6, Issue 1, January-February 2024. https://doi.org/10.36948/ijfmr.2024.v06i01.22699
[52] Real-Time Health Monitoring with IoT - MD Nadil Khan, Zahidur Rahman, Sufi Sudruddin Chowdhury, Tanvirahmedshuvo, Md Risalat Hossain Ontor, Md Didear Hossen, Nahid Khan, Hamdadur Rahman - IJFMR Volume 6, Issue 1, January-February 2024. https://doi.org/10.36948/ijfmr.2024.v06i01.22751
[53] Strategic Adaptation to Environmental Volatility: Evaluating the Long-Term Outcomes of Business Model Innovation - MD Nadil Khan, Shariful Haque, Kazi Sanwarul Azim, Khaled Al-Samad, A H M Jafor, Md. Aziz, Omar Faruq, Nahid Khan - AIJMR Volume 2, Issue 5, September-October 2024. https://doi.org/10.62127/aijmr.2024.v02i05.1079
[54] Evaluating the Impact of Business Intelligence Tools on Outcomes and Efficiency Across Business Sectors - MD Nadil Khan, Shariful Haque, Kazi Sanwarul Azim, Khaled Al-Samad, A H M Jafor, Md. Aziz, Omar Faruq, Nahid Khan - AIJMR Volume 2, Issue 5, September-October 2024. https://doi.org/10.62127/aijmr.2024.v02i05.1080
[55] Analyzing the Impact of Data Analytics on Performance Metrics in SMEs - MD Nadil Khan, Shariful Haque, Kazi Sanwarul Azim, Khaled Al-Samad, A H M Jafor, Md. Aziz, Omar Faruq, Nahid Khan - AIJMR Volume 2, Issue 5, September-October 2024. https://doi.org/10.62127/aijmr.2024.v02i05.1081
[56] The Evolution of Artificial Intelligence and its Impact on Economic Paradigms in the USA and Globally - MD Nadil khan, Shariful Haque, Kazi Sanwarul Azim, Khaled Al-Samad, A H M Jafor, Md. Aziz, Omar Faruq, Nahid Khan - AIJMR Volume 2, Issue 5, September-October 2024. https://doi.org/10.62127/aijmr.2024.v02i05.1083
[57] Exploring the Impact of FinTech Innovations on the U.S. and Global Economies - MD Nadil Khan, Shariful Haque, Kazi Sanwarul Azim, Khaled Al-Samad, A H M Jafor, Md. Aziz, Omar Faruq, Nahid Khan - AIJMR Volume 2, Issue 5, September-October 2024. https://doi.org/10.62127/aijmr.2024.v02i05.1082
[58] Business Innovations in Healthcare: Emerging Models for Sustainable Growth - MD Nadil khan, Zakir Hossain, Sufi Sudruddin Chowdhury, Md. Sohel Rana, Abrar Hossain, MD Habibullah Faisal, SK Ayub Al Wahid, MD Nuruzzaman Pranto - AIJMR Volume 2, Issue 5, September-October 2024. https://doi.org/10.62127/aijmr.2024.v02i05.1093
[59] The Impact of Economic Policy Changes on International Trade and Relations - Kazi Sanwarul Azim, A H M Jafor, Mir Abrar Hossain, Azher Uddin Shayed, Nabila Ahmed Nikita, Obyed Ullah Khan - AIJMR Volume 2, Issue 5, September-October 2024. https://doi.org/10.62127/aijmr.2024.v02i05.1098
[60] Privacy and Security Challenges in IoT Deployments - Obyed Ullah Khan, Kazi Sanwarul Azim, A H M Jafor, Azher Uddin Shayed, Mir Abrar Hossain, Nabila Ahmed Nikita - AIJMR Volume 2, Issue 5, September-October 2024. https://doi.org/10.62127/aijmr.2024.v02i05.1099
[61] Digital Transformation in Non-Profit Organizations: Strategies, Challenges, and Successes - Nabila Ahmed Nikita, Kazi Sanwarul Azim, A H M Jafor, Azher Uddin Shayed, Mir Abrar Hossain, Obyed Ullah Khan - AIJMR Volume 2, Issue 5, September-October 2024. https://doi.org/10.62127/aijmr.2024.v02i05.1097
[62] AI and Machine Learning in International Diplomacy and Conflict Resolution - Mir Abrar Hossain, Kazi Sanwarul Azim, A H M Jafor, Azher Uddin Shayed, Nabila Ahmed Nikita, Obyed Ullah Khan - AIJMR Volume 2, Issue 5, September-October 2024. https://doi.org/10.62127/aijmr.2024.v02i05.1095
[63] The Evolution of Cloud Computing & 5G Infrastructure and its Economical Impact in the Global Telecommunication Industry - A H M Jafor, Kazi Sanwarul Azim, Mir Abrar Hossain, Azher Uddin Shayed, Nabila Ahmed Nikita, Obyed Ullah Khan - AIJMR Volume 2, Issue 5, September-October 2024. https://doi.org/10.62127/aijmr.2024.v02i05.1100
[64] Leveraging Blockchain for Transparent and Efficient Supply Chain Management: Business Implications and Case Studies - Ankur Sarkar, S A Mohaiminul Islam, A J M Obaidur Rahman Khan, Tariqul Islam, Rakesh Paul, Md Shadikul Bari - IJFMR Volume 6, Issue 5, September-October 2024. https://doi.org/10.36948/ijfmr.2024.v06i05.28492
[65] AI-driven Predictive Analytics for Enhancing Cybersecurity in a Post-pandemic World: a Business Strategy Approach - S A Mohaiminul Islam, Ankur Sarkar, A J M Obaidur Rahman Khan, Tariqul Islam, Rakesh Paul, Md Shadikul Bari - IJFMR Volume 6, Issue 5, September-October 2024. https://doi.org/10.36948/ijfmr.2024.v06i05.28493
[66] The Role of Edge Computing in Driving Real-time Personalized Marketing: a Data-driven Business Perspective - Rakesh Paul, S A Mohaiminul Islam, Ankur Sarkar, A J M Obaidur Rahman Khan, Tariqul Islam, Md Shadikul Bari - IJFMR Volume 6, Issue 5, September-October 2024. https://doi.org/10.36948/ijfmr.2024.v06i05.28494
[67] Circular Economy Models in Renewable Energy: Technological Innovations and Business Viability - Md Shadikul Bari, S A Mohaiminul Islam, Ankur Sarkar, A J M Obaidur Rahman Khan, Tariqul Islam, Rakesh Paul - IJFMR Volume 6, Issue 5, September-October 2024. https://doi.org/10.36948/ijfmr.2024.v06i05.28495
[68] Artificial Intelligence in Fraud Detection and Financial Risk Mitigation: Future Directions and Business Applications - Tariqul Islam, S A Mohaiminul Islam, Ankur Sarkar, A J M Obaidur Rahman Khan, Rakesh Paul, Md Shadikul Bari - IJFMR Volume 6, Issue 5, September-October 2024. https://doi.org/10.36948/ijfmr.2024.v06i05.28496
[69] The Integration of AI and Machine Learning in Supply Chain Optimization: Enhancing Efficiency and Reducing Costs - Syed Kamrul Hasan, MD Ariful Islam, Ayesha Islam Asha, Shaya afrin Priya, Nishat Margia Islam - IJFMR Volume 6, Issue 5, September-October 2024. https://doi.org/10.36948/ijfmr.2024.v06i05.28075
[70] Cybersecurity in the Age of IoT: Business Strategies for Managing Emerging Threats - Nishat Margia Islam, Syed Kamrul Hasan, MD Ariful Islam, Ayesha Islam Asha, Shaya Afrin Priya - IJFMR Volume 6, Issue 5, September-October 2024. https://doi.org/10.36948/ijfmr.2024.v06i05.28076
[71] The Role of Big Data Analytics in Personalized Marketing: Enhancing Consumer Engagement and Business Outcomes - Ayesha Islam Asha, Syed Kamrul Hasan, MD Ariful Islam, Shaya afrin Priya, Nishat Margia Islam - IJFMR Volume 6, Issue 5, September-October 2024. https://doi.org/10.36948/ijfmr.2024.v06i05.28077
[72] Sustainable Innovation in Renewable Energy: Business Models and Technological Advances - Shaya Afrin Priya, Syed Kamrul Hasan, Md Ariful Islam, Ayesha Islam

Asha, Nishat Margia Islam - IJFMR Volume 6, Issue 5, September-October 2024. https://doi.org/10.36948/ijfmr.2024.v06i05.28079

[73] The Impact of Quantum Computing on Financial Risk Management: A Business Perspective - Md Ariful Islam, Syed Kamrul Hasan, Shaya Afrin Priya, Ayesha Islam Asha, Nishat Margia Islam - IJFMR Volume 6, Issue 5, September-October 2024. https://doi.org/10.36948/ijfmr.2024.v06i05.28080

[74] AI-driven Predictive Analytics, Healthcare Outcomes, Cost Reduction, Machine Learning, Patient Monitoring - Sarowar Hossain, Ahasan Ahmed, Umesh Khadka, Shifa Sarkar, Nahid Khan - AIJMR Volume 2, Issue 5, September-October 2024. https://doi.org/ 10.62127/aijmr.2024.v02i05.1104

[75] Blockchain in Supply Chain Management: Enhancing Transparency, Efficiency, and Trust - Nahid Khan, Sarowar Hossain, Umesh Khadka, Shifa Sarkar - AIJMR Volume 2, Issue 5, September-October 2024. https://doi.org/10.62127/aijmr.2024.v02i05.1105

[76] Cyber-Physical Systems and IoT: Transforming Smart Cities for Sustainable Development - Umesh Khadka, Sarowar Hossain, Shifa Sarkar, Nahid Khan - AIJMR Volume 2, Issue 5, September-October 2024. https://doi.org/10.62127/aijmr.2024.v02i05.1106

[77] Quantum Machine Learning for Advanced Data Processing in Business Analytics: A Path Toward Next-Generation Solutions - Shifa Sarkar, Umesh Khadka, Sarowar Hossain, Nahid Khan - AIJMR Volume 2, Issue 5, September-October 2024. https://doi.org/10.62127/aijmr.2024.v02i05.1107

[78] Optimizing Business Operations through Edge Computing: Advancements in Real-Time Data Processing for the Big Data Era - Nahid Khan, Sarowar Hossain, Umesh Khadka, Shifa Sarkar - AIJMR Volume 2, Issue 5, September-October 2024. https://doi.org/10.62127/aijmr.2024.v02i05.1108

[79] Data Science Techniques for Predictive Analytics in Financial Services - Shariful Haque, Mohammad Abu Sufian, Khaled Al-Samad, Omar Faruq, Mir Abrar Hossain, Tughlok Talukder, Azher Uddin Shayed - AIJMR Volume 2, Issue 5, September-October 2024. https://doi.org/10.62127/aijmr.2024.v02i05.1085

[80] Leveraging IoT for Enhanced Supply Chain Management in Manufacturing - Khaled AlSamad, Mohammad Abu Sufian, Shariful Haque, Omar Faruq, Mir Abrar Hossain, Tughlok Talukder, Azher Uddin Shayed - AIJMR Volume 2, Issue 5, September-October 2024. https://doi.org/10.62127/aijmr.2024.v02i05.1087 33

[81] AI-Driven Strategies for Enhancing Non-Profit Organizational Impact - Omar Faruq, Shariful Haque, Mohammad Abu Sufian, Khaled Al-Samad, Mir Abrar Hossain, Tughlok Talukder, Azher Uddin Shayed - AIJMR Volume 2, Issue 5, September-October 2024. https://doi.org/10.62127/aijmr.2024.v02i0.1088

[82] Sustainable Business Practices for Economic Instability: A Data-Driven Approach - Azher Uddin Shayed, Kazi Sanwarul Azim, A H M Jafor, Mir Abrar Hossain, Nabila Ahmed Nikita, Obyed Ullah Khan - AIJMR Volume 2, Issue 5, September-October 2024. https://doi.org/10.62127/aijmr.2024.v02i05.1095

[83] Mohammad Majharul Islam, MD Nadil khan, Kirtibhai Desai, MD Mahbub Rabbani, Saif Ahmad, & Esrat Zahan Snigdha. (2025). AI-Powered Business Intelligence in IT: Transforming Data into Strategic Solutions for Enhanced Decision-Making. The American Journal of Engineering and Technology, 7(02), 59–73. https://doi.org/10.37547/tajet/Volume07Issue02-09.

[84] Saif Ahmad, MD Nadil khan, Kirtibhai Desai, Mohammad Majharul Islam, MD Mahbub Rabbani, & Esrat Zahan Snigdha. (2025). Optimizing IT Service Delivery with AI: Enhancing Efficiency Through Predictive Analytics and Intelligent Automation. The American Journal of Engineering and Technology, 7(02), 44–58. https://doi.org/10.37547/tajet/Volume07Issue02-08.

[85] Esrat Zahan Snigdha, MD Nadil khan, Kirtibhai Desai, Mohammad Majharul Islam, MD Mahbub Rabbani, & Saif Ahmad. (2025). AI-Driven Customer Insights in IT Services: A Framework for Personalization and Scalable Solutions. The American Journal of Engineering and Technology, 7(03), 35–49. https://doi.org/10.37547/tajet/Volume07Issue03-04.

[86] MD Mahbub Rabbani, MD Nadil khan, Kirtibhai Desai, Mohammad Majharul Islam, Saif Ahmad, & Esrat Zahan Snigdha. (2025). Human-AI Collaboration in IT Systems Design: A Comprehensive Framework for Intelligent Co-Creation. The American Journal of Engineering and Technology, 7(03), 50–68. https://doi.org/10.37547/tajet/Volume07Issue03-05.

[87] Kirtibhai Desai, MD Nadil khan, Mohammad Majharul Islam, MD Mahbub Rabbani, Saif Ahmad, & Esrat Zahan Snigdha. (2025). Sentiment analysis with ai for it service enhancement: leveraging user feedback for adaptive it solutions. The American Journal of Engineering and Technology, 7(03), 69–87. https://doi.org/10.37547/tajet/Volume07Issue03-06.

[88] Mohammad Tonmoy Jubaear Mehedy, Muhammad Saqib Jalil, MahamSaeed, Abdullah al mamun, Esrat Zahan Snigdha, MD Nadil khan, NahidKhan, & MD Mohaiminul Hasan. (2025). Big Data and Machine Learning inHealthcare: A Business Intelligence Approach for Cost Optimization andService Improvement. The American Journal of Medical Sciences andPharmaceutical Research, 115–135.https://doi.org/10.37547/tajmspr/Volume07Issue0314.

[89] Maham Saeed, Muhammad Saqib Jalil, Fares Mohammed Dahwal, Mohammad Tonmoy Jubaear Mehedy, Esrat Zahan Snigdha, Abdullah al mamun, & MD Nadil khan. (2025). The Impact of AI on Healthcare Workforce Management: Business Strategies for Talent Optimization and IT Integration. The American Journal of Medical Sciences and Pharmaceutical Research, 7(03), 136–156. https://doi.org/10.37547/tajmspr/Volume07Issue03-15.

[90] Muhammad Saqib Jalil, Esrat Zahan Snigdha, Mohammad Tonmoy Jubaear Mehedy, Maham Saeed, Abdullah al mamun, MD Nadil khan, & Nahid Khan. (2025). AI-Powered Predictive Analytics in Healthcare Business: Enhancing OperationalEfficiency and Patient Outcomes. The American Journal of Medical Sciences and Pharmaceutical Research, 93–114. https://doi.org/10.37547/tajmspr/Volume07Issue03-13.

[91] Esrat Zahan Snigdha, Muhammad Saqib Jalil, Fares Mohammed Dahwal, Maham Saeed, Mohammad Tonmoy Jubaear Mehedy, Abdullah al mamun, MD Nadil khan, & Syed Kamrul Hasan. (2025). Cybersecurity in Healthcare IT Systems: Business Risk Management and Data Privacy Strategies. The American Journal of Engineering and Technology, 163–184. https://doi.org/10.37547/tajet/Volume07Issue03-15.

[92] Abdullah al mamun, Muhammad Saqib Jalil, Mohammad Tonmoy Jubaear Mehedy, Maham Saeed, Esrat Zahan Snigdha, MD Nadil khan, & Nahid Khan. (2025). Optimizing Revenue Cycle Management in Healthcare: AI and IT Solutions for Business Process Automation. The American Journal of Engineering and Technology, 141–162. https://doi.org/10.37547/tajet/Volume07Issue03-14.

[93] Hasan, M. M., Mirza, J. B., Paul, R., Hasan, M. R., Hassan, A., Khan, M. N., & Islam, M. A. (2025). Human-AI Collaboration in Software Design: A Framework for Efficient Co Creation. AIJMR-Advanced International Journal of Multidisciplinary Research, 3(1). DOI: 10.62127/aijmr.2025.v03i01.1125

[94] Mohammad Tonmoy Jubaear Mehedy, Muhammad Saqib Jalil, Maham Saeed, Esrat Zahan Snigdha, Nahid Khan, MD Mohaiminul Hasan.The American Journal of Medical Sciences and Pharmaceutical Research, 7(3). 115-135.https://doi.org/10.37547/tajmspr/Volume07Issue03-14.

[95] Junaid Baig Mirza, MD Mohaiminul Hasan, Rajesh Paul, Mohammad Rakibul Hasan, Ayesha Islam Asha. AIJMR-Advanced International Journal of Multidisciplinary

Research, Volume 3, Issue 1, January-February 2025 .DOI: 10.62127/aijmr.2025.v03i01.1123 .

[96] Mohammad Rakibul Hasan, MD Mohaiminul Hasan, Junaid Baig Mirza, Ali Hassan, Rajesh Paul, MD Nadil Khan, Nabila Ahmed Nikita.AIJMR-Advanced International Journal of Multidisciplinary Research, Volume 3, Issue 1, January-February 2025 .DOI: 10.62127/aijmr.2025.v03i01.1124.

[97] Gazi Mohammad Moinul Haque, Dhiraj Kumar Akula, Yaseen Shareef Mohammed, Asif Syed, & Yeasin Arafat. (2025). Cybersecurity Risk Management in the Age of Digital Transformation: A Systematic Literature Review. The American Journal of Engineering and Technology, 7(8), 126–150. https://doi.org/10.37547/tajet/Volume07Issue08-14

[98] Yaseen Shareef Mohammed, Dhiraj Kumar Akula, Asif Syed, Gazi Mohammad Moinul Haque, & Yeasin Arafat. (2025). The Impact of Artificial Intelligence on Information Systems: Opportunities and Challenges. The American Journalof Engineering and Technology, 7(8), 151–176. https://doi.org/10.37547/tajet/Volume07Issue08-15

[99] Yeasin Arafat, Dhiraj Kumar Akula, Yaseen Shareef Mohammed, Gazi Mohammad Moinul Haque, Mahzabin Binte Rahman, & Asif Syed. (2025). Big Data Analytics in Information Systems Research: Current Landscape and Future Prospects Focus: Data science, cloud platforms, real-time analytics in IS. The American Journal of Engineering and Technology, 7(8), 177–201. https://doi.org/10.37547/tajet/Volume07Issue08-16

[100] Dhiraj Kumar Akula, Yaseen Shareef Mohammed, Asif Syed, Gazi Mohammad Moinul Haque, & Yeasin Arafat. (2025). The Role of Information Systems in Enhancing Strategic Decision Making: A Review and Future Directions. The American Journal of Management and Economics Innovations, 7(8), 80–105. https://doi.org/10.37547/tajmei/Volume07Issue08-07

[101] Dhiraj Kumar Akula, Kazi Sanwarul Azim, Yaseen Shareef Mohammed, Asif Syed, & Gazi Mohammad Moinul Haque. (2025). Enterprise Architecture: Enabler of Organizational Agility and Digital Transformation. The American Journalof Management and Economics Innovations, 7(8), 54–79. https://doi.org/10.37547/tajmei/Volume07Issue08-06

[102] Suresh Shivram Panchal, Iqbal Ansari, Kazi Sanwarul Azim, Kiran Bhujel, & Yogesh Sharad Ahirrao. (2025). Cyber Risk And Business Resilience: A Financial Perspective On IT Security Investment Decisions. The American Journal of Engineering and Technology, 7(09), 23–48.https://doi.org/10.37547/tajet/Volume07Issue09-04

[103] Iqbal Ansari, Kazi Sanwarul Azim, Kiran Bhujel, Suresh Shivram Panchal, & Yogesh Sharad Ahirrao. (2025). Fintech Innovation And IT Infrastructure: Business Implications For Financial Inclusion And Digital Payment Systems. The American Journal of Engineering and Technology, 7(09), 49–73. https://doi.org/10.37547/tajet/Volume07Issue09-05.

[104] Asif Syed, Iqbal Ansari, Kiran Bhujel, Yogesh Sharad Ahirrao, Suresh Shivram Panchal, & Yaseen Shareef Mohammed. (2025). Blockchain Integration In Business Finance: Enhancing Transparency, Efficiency, And Trust In Financial Ecosystems. The American Journal of Engineering and Technology, 7(09), 74–99. https://doi.org/10.37547/tajet/Volume07Issue09-06.

[105] Kiran Bhujel, Iqbal Ansari, Kazi Sanwarul Azim, Suresh Shivram Panchal, & Yogesh Sharad Ahirrao. (2025). Digital Transformation In Corporate Finance: The Strategic Role Of IT In Driving Business Value. The American Journal of Engineering and Technology, 7(09), 100–125. https://doi.org/10.37547/tajet/Volume07Issue09-07.

[106] Yogesh Sharad Ahirrao, Iqbal Ansari, Kazi Sanwarul Azim, Kiran Bhujel, & Suresh Shivram Panchal. (2025). AI-Powered Financial Strategy: Transforming Business Decision-Making Through Predictive Analytics. The American Journal of Engineering and Technology, 7(09), 126–151. https://doi.org/10.37547/tajet/Volume07Issue09-08.

[107] Keya Karabi Roy, Maham Saeed, Mahzabin Binte Rahman, Kami Yangzen Lama, & Mustafa Abdullah Azzawi. (2025). Leveraging artificial intelligence for strategic decision-making in healthcare organizations: a business it perspective. The American Journal of Applied Sciences, 7(8), 74–93. https://doi.org/10.37547/tajas/Volume07Issue08-07

[108] Maham Saeed. (2025). Data-Driven Healthcare: The Role of Business Intelligence Tools in Optimizing Clinical and Operational Performance. The American Journal of Applied Sciences, 7(8), 50–73. https://doi.org/10.37547/tajas/Volume07Issue08-06

[109] Kazi Sanwarul Azim, Maham Saeed, Keya Karabi Roy, & Kami Yangzen Lama. (2025). Digital transformation in hospitals: evaluating the ROI of IT investments in health systems. The American Journal of Applied Sciences, 7(8), 94–116. https://doi.org/10.37547/tajas/Volume07Issue08-08

[110] Kami Yangzen Lama, Maham Saeed, Keya Karabi Roy, & MD Abutaher Dewan. (2025). Cybersecurityac Strategies in Healthcare It Infrastructure: Balancing Innovation and Risk Management. The American Journal of Engineering and Technology, a7(8), 202–225. https://doi.org/10.37547/tajet/Volume07Issue08-17

[111] Maham Saeed, Keya Karabi Roy, Kami Yangzen Lama, Mustafa Abdullah Azzawi, & Yeasin Arafat. (2025). IOTa and Wearable Technology in Patient Monitoring: Business Analyticacs Applications for Real-Time Health Management. The American Journal of Engineering and Technology, 7(8), 226–246. https://doi.org/10.37547/tajet/Volume07Issue08-18

[112] Bhujel, K., Bulbul, S., Rafique, T., Majeed, A. A., & Maryam, D. S. (2024). Economic Inequality And Wealth Distribution. Educational Administration: Theory and Practice, 30(11), 2109–2118. https://doi.org/10.53555/kuey.v30i11.10294

[113] Groenewald, D. E. S., Bhujel, K., Bilal, M. S., Rafique, T., Mahmood, D. S., Ijaz, A., Kantharia, D. F. A., & Groenewald, D. C. A. (2024). Enhancing Organizational performance through competency-based human resource management: A novel approach to performance evaluation. Educational Administration: Theory and Practice, 30(8), 284–290. https://doi.org/10.53555/kuey.v30i8.7250

★ ★ ★